

MPPT Solar Inverter

FGI-S5000

Datasheet

1.Information

This datasheet is valid for the following machine:

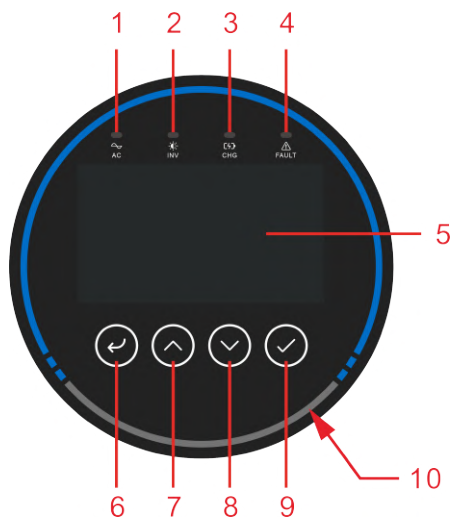
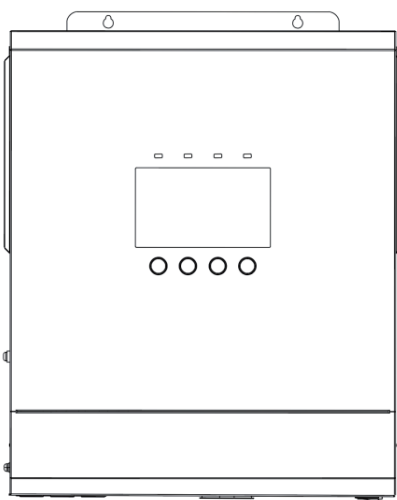
-5000W Inverter

2.Introduction

2.1 Features

- Rated power 5kW/5kVA, power factor 1
- MPPT range 60V~450V, 500Voc
- High frequency with small size and light weight
- Pure sine wave AC output
- Solar and grid power loads at the same time
- CAN/RS485 for BMS communication
- Ability to work without battery
- WIFI remote monitoring (optional)
- Dual AC output
- Feed-in to grid

2.2 Product Overview



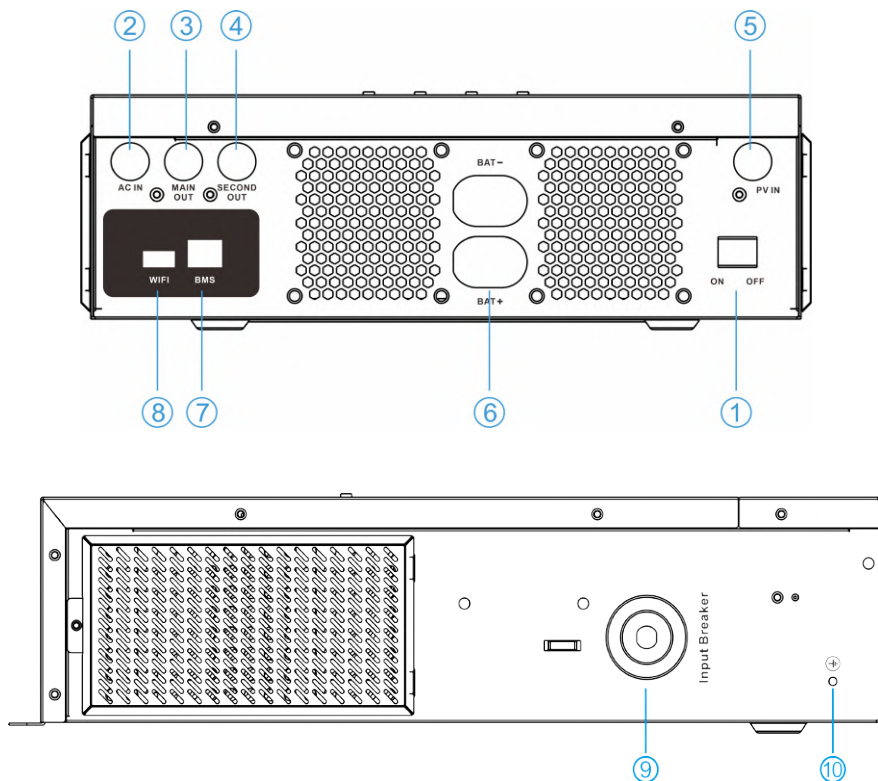
- | | | |
|----------------------|-------------------|----------------|
| ① AC Indicator | ④ Fault Indicator | ⑦ Up Button |
| ② Invert Indicator | ⑤ LCD Display | ⑧ Down Button |
| ③ Charging Indicator | ⑥ ESC Button | ⑨ Enter Button |
| ⑩ RGB Light | | |

Standby mode : White

Battery mode : Red

City electricity mode : blue

PV mode : Orange



- ① Power On/Off Switch
- ② AC Input
- ③ Main Output
- ④ Second Output
- ⑤ PV Input
- ⑥ Battery Input
- ⑦ BMS Communication Port
- ⑧ WIFI port
- ⑨ AC Input Breaker
- ⑩ PE

3. Packing List

No.	Item	Quantity	Description	Remarks
1	Inverter	1		
2	Datasheet	1	English	
3	User manual	1	English	
4	Tubular terminal	10	E6010	For AC input, AC output, PV input.
5	OT terminal	1		For PE

4. Specifications

AC Input	
Rated Input Voltage (VAC)	208/220/230/240; L+N+PE
Voltage Range (VAC)	90~280 (APP/GEN mode); 170~264 (UPS mode)
Frequency (Hz)	50/60 (Auto Adaptive)
AC Output	
Rated Capacity (kVA/kW)	5 (Output Power rating will be reduced to 90%, when setting the Output Voltage to 208V)
Surge Power (kVA)	10
Voltage (VAC)	208/220/230/240
Power Factor (PF)	1
Frequency (Hz)	50/60±0.1%
Switch Time (ms)	10 (APP/UPS mode) / 20 (GEN mode)
WaveForm	Pure SineWave
Overload Capacity (Battery Mode)	1min@102%~120% load, 10s@ >120% load
Max. Efficiency (Battery Mode)	93.5%@24V
Charger(PV/AC)	
Solar Charger Type	MPPT
Max PV Input Current/Power	27A/9000W
MPPT Range@Operating Voltage (VDC)	60~450
PV Start-up Voltage (VDC)	80
Max PV Open Circuit Voltage (VDC)	500
Max PV Charge Current (A)	160
Max AC Charge Current (A)	160
Max. Charge Current (PV+AC) (A)	160
Battery	
Normal Voltage (VDC)	24
Battery Type	Lithium and Lead-acid
General Data	
HMI	LCD
Interface	RS485/CAN/RS232
Monitoring	WiFi(Optional)
General Data	
HMI	LCD
Interface	RS485/CAN/RS232
Monitoring	WiFi(Optional)
Ingress Protection	IP21
Operating Temperature	-10°C~60°C
Relative Humidity	5%~95% (Non-condensing)
Storage Temperature	-15°C~60°C
Max. Operating Altitude	4000m (Derating above 2000m)

5. Notes about Installation

1. The L and N cable of the AC Input port must not be reverse-connected. The tool used to distinguish between L and N cable is voltage tester (test pen) or multimeter.